



# **Pirate Themed Following Directions Freebie!**




**By Kathy Babineau MS, CCC-SLP  
Copyright 2013**

Name \_\_\_\_\_



Read the following 1-2 step directions aloud to your students. Modify as needed.

1. Color two of the eye patches black and one green.
2. Color the coins that are inside the treasure chest yellow.
3. Find the pirate who is holding a map. Color his shoes brown.
4. Find the pirate who is holding a telescope. Color her hair orange.
5. Color the trunks of three trees brown and one black.
6. Color the top of the treasure chest purple and the bottom blue.
7. Draw a yellow and orange sun in the sky.
8. Draw a small green crab in the sand.
9. Color the wings of the parrot red and the beak orange.
10. Find the pirate who is behind the treasure chest. Color her bandana red.
11. Find the pirate on the left side of the page. Color his shirt blue.
12. Color the coconuts on the trees brown.



**Vocabulary:** treasure chest, pirate, parrot, bandana, eye patch, coins, telescope, map, coconuts, palm trees, trunks, crab, wings, beak