

# DIGITAL CITIZENSHIP LESSON / SIMULATION TEACHER GUIDE

## NETS DIGITAL CITIZENSHIP STANDARDS

Students understand human, cultural, and societal issues related to technology and practice legal and ethical behavior.

- Advocate and practice safe, legal, and responsible use of information and technology.
- Exhibit a positive attitude toward using technology that supports collaboration, learning, and productivity.
- Demonstrate personal responsibility for lifelong learning.
- Exhibit leadership for digital citizenship

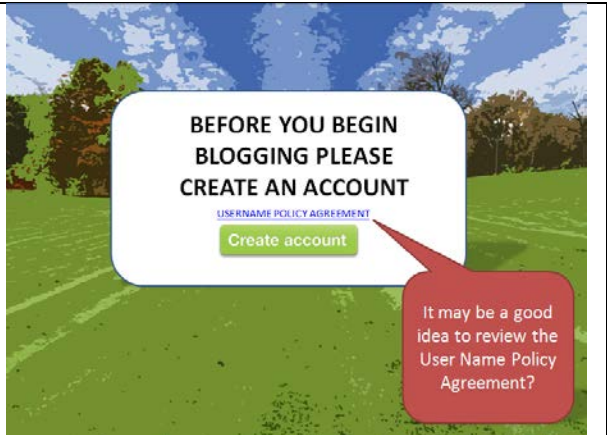


## INTRODUCTION

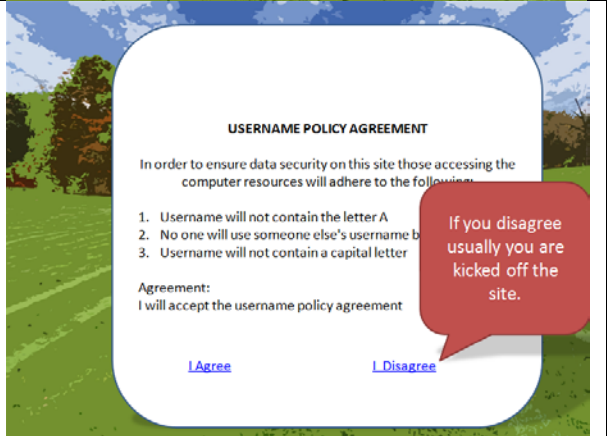
Students are invited to participate in a White House Blogging Project where they will be considered moderators and will also be allowed to participate. Students will need to be introduced to the following terms: blogs and moderators.

Narration	Illustration
<p>Good day. Congratulations you have been selected to be a moderator on a White House student blog system. As a moderator you will be able to monitor all conversations as well as participate with your own comments on this White House Blog. To begin please click "Enter"</p>	An illustration of the White House Student Blog System logo. It features a blue oval with a white silhouette of the White House in the center. Below the oval, the text "THE WHITE HOUSE Student Blog System" is written. To the right of the oval is a green speech bubble with the word "blog" inside, and a yellow pencil with a green eraser. At the bottom of the oval is a blue button with the word "ENTER" in white. The background is a green field with trees under a blue sky.

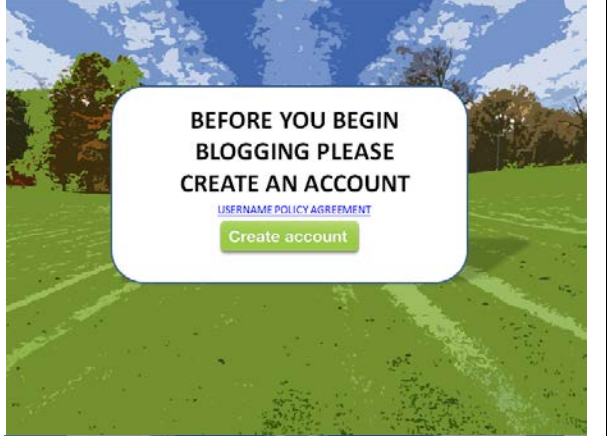
Before you begin blogging you must first create an account, what is the first step to create this account? (pause)  
Yes, you are correct we must first read the username policy agreement.



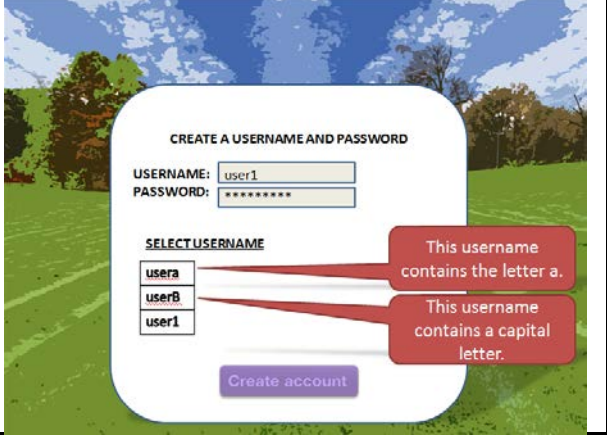
Anytime we are creating an account we must read the policy agreement. For this particular blog the policy agreement focuses on acceptable usernames to ensure data security.  
Please read the three guidelines (pause)  
After reading the policy the next step is to Agree or Disagree. Which one do you choose? (Pause)  
Great! I'm glad you Agree. If we didn't agree with the policy we wouldn't be able to go any further on this site.



After agreeing with the policy, what should we click on next? (pause)  
Correct, we click on "Create Account"



Now we can create our username following the policy that we agreed to. Which username is appropriate for this blog? (pause)  
Correct, "user1" is the username that adheres to the policy. We couldn't select the first two because one contains the letter "a" and the second contains a capital letter.  
What is the next step after selecting a username and entering our password? (Pause)  
Click on "Create account"

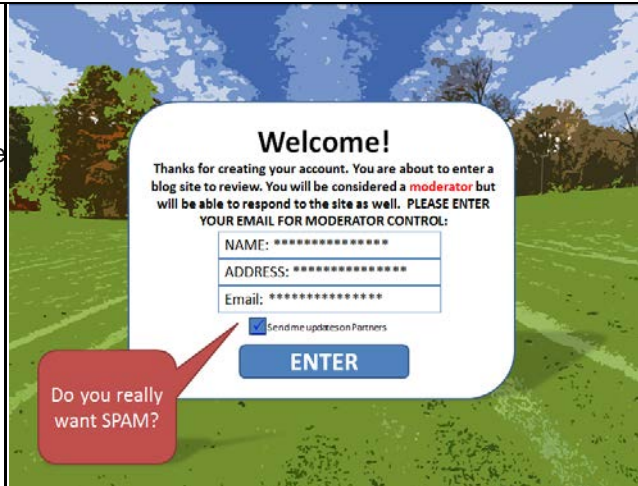


You have created your account and now you will be able to enter this blog site to review. You will be considered a moderator and will be able to respond to the site as well. Entering your information to this official website helps protect the site from spam and viruses. After you enter your information, what is the next step? (pause)

Correct: you uncheck the box that says “send me updates on partners” By un-checking the box you avoid receiving spam from unknown people.

What do you click on next? (pause)

Yes, you click on “Enter”



You are now in the blog. Please read the statement posted by Ms. Smith. (Pause)  
Where do you click to post your reply if you agree or disagree? (pause)

Great. Click on “Post Reply”



After clicking on Post Reply you are asked to select an ID, which one should you choose? (pause)

Correct: you use a pseudo ID because you want to protect your privacy. Using your school ID would expose your personal information on line and that would not be safe.





As a moderator on this blog you see that a fellow blogger has posted an inappropriate comment. What should you do with this comment? (pause)

Correct: as a moderator you should delete inappropriate comments as soon as they appear.



As a moderator on this blog you notice yet another inappropriate posting by the same blogger who uses Gangsta2012 as his username, what should you do? (pause)

Correct: you should send this fellow blogger a message by clicking on "send message"

You want to send a message to this blogger because you want everyone to use the blog site fairly and according to the user policy.



You have typed this message to the blogger reminding him of the user policy agreement and you would like to send him a copy of the policy agreement. What would you click on to send the policy? (pause)

Correct: you click on "Attach URL"



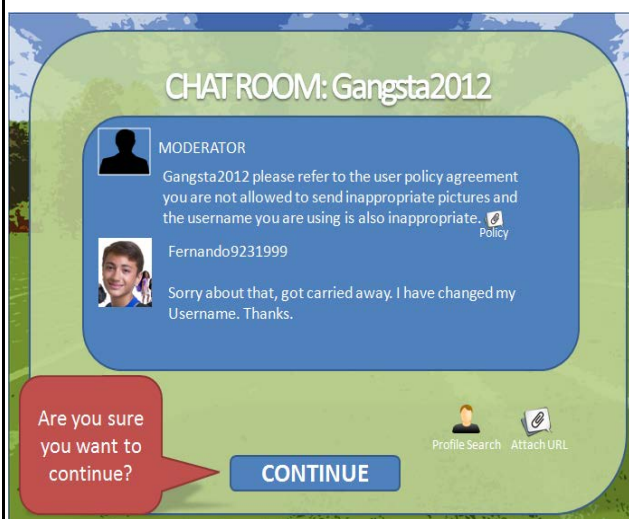
How do you want to send the user policy agreement? (pause)

Correct: You want to send the policy by attaching the URL. This is the legal way of sharing articles



Now that you have sent the blogger the information he has changed his username. As a moderator you would like to review his profile to make sure everything it follows the user policy agreement, where do you click? (pause)

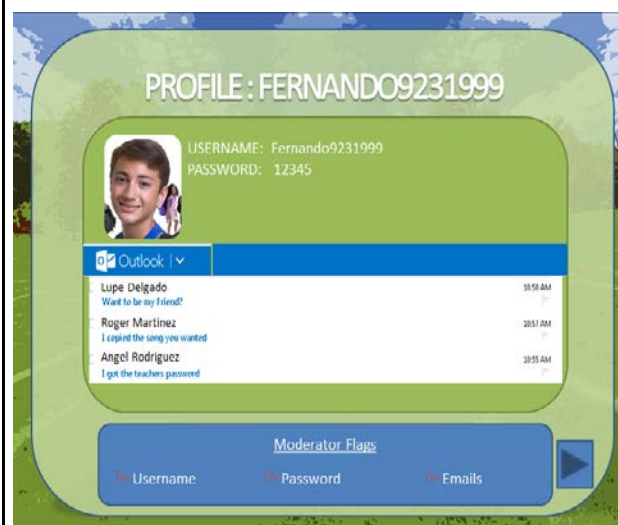
Correct: you click on Profile Search



After opening Fernando's profile you notice a few messages that may raise "Moderator Flags" Please discuss these with your teacher and identify some of those flags such as:

- Passwords being easily guessed by others.
- Respecting other people's contact and personal information.
- Identifying a sender before opening any attachments or following any links.
- Handling unwanted e-mail, by being taken off a mail list
- Being aware that copying music without paying for it is stealing.

After discussing these points with your teacher click on the arrow and you have completed this tutorial, thank you



Thank you for visiting our Blog System

